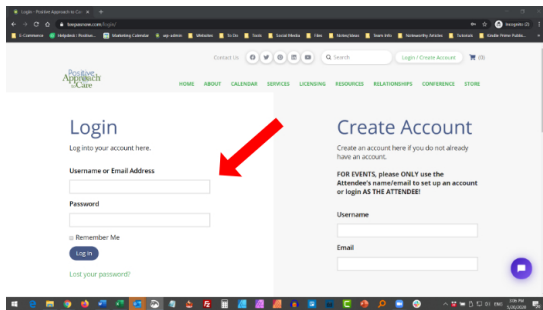


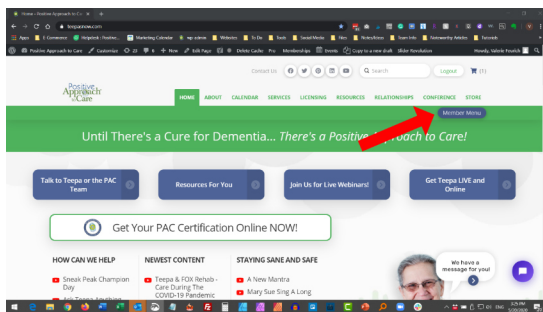
How to Access Your Online Group Learning Course(s) at www.TeepaSnow.com



Step 1:

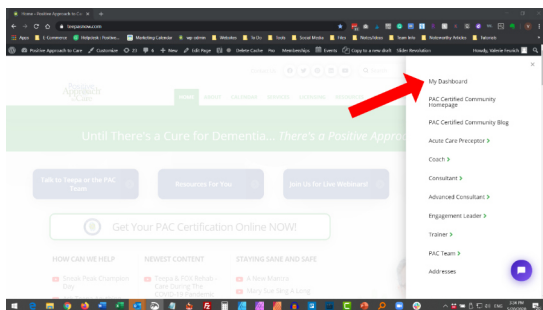
Visit www.teepasnow.com/login, and use the email address and password you set during the initial account registration to log into the website.

(If you don't remember your password, please reset it using the "Lost your password?" link below the blue "Log In" button.)



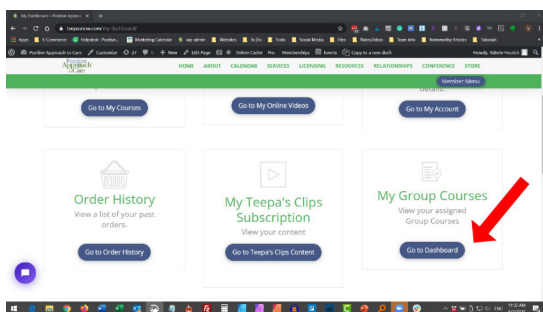
Step 2:

After login, click on the blue "Member Menu" button that appears.



Step 3:

In the sidebar that appears on the right side, click "My Dashboard"



Step 4:

Once you're on your "My Dashboard" page, scroll down to "My Group Courses" and click the blue "Go to Dashboard" button to arrive at your group courses.

Tip: Bookmark the course page in your browser to access it quickly upon your next visit.)

